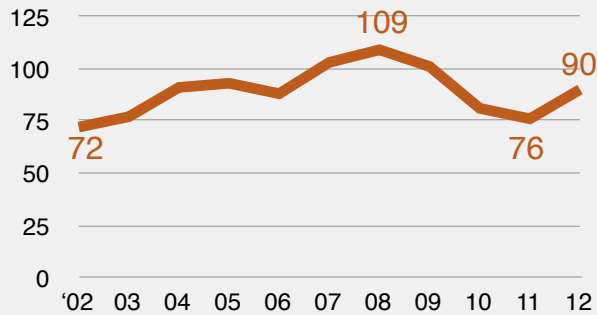
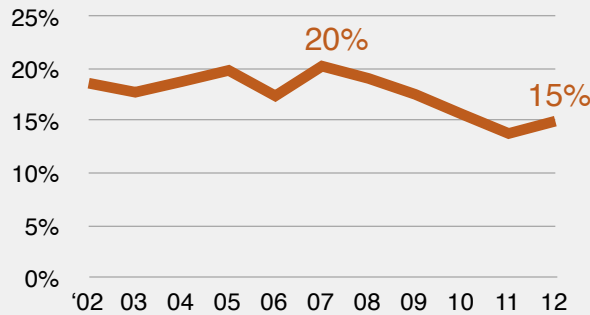


College of Business - Incoming Undergraduate Student Profile

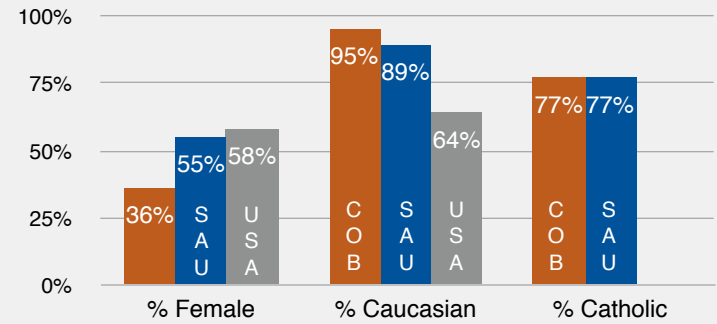
Enrollment & Demographics



Freshmen declaring COB majors

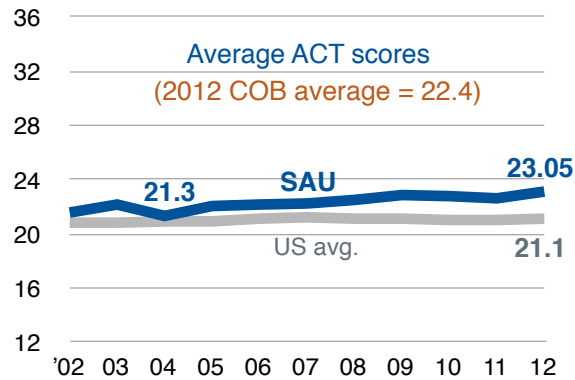


Recently, COB majors represent less of the incoming class



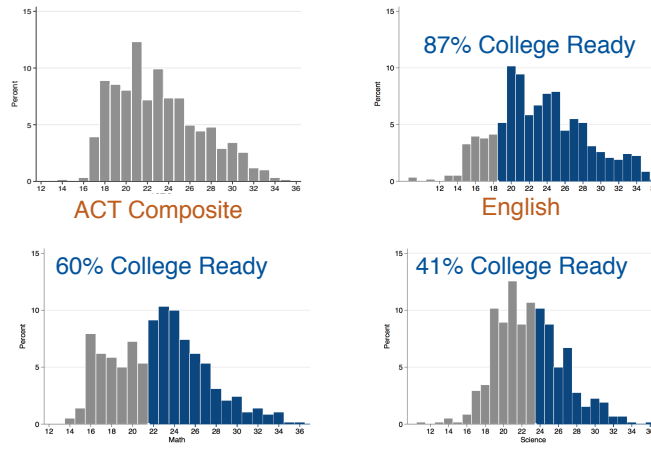
Demographics - COB, SAU, National Avg.

Academic Preparation

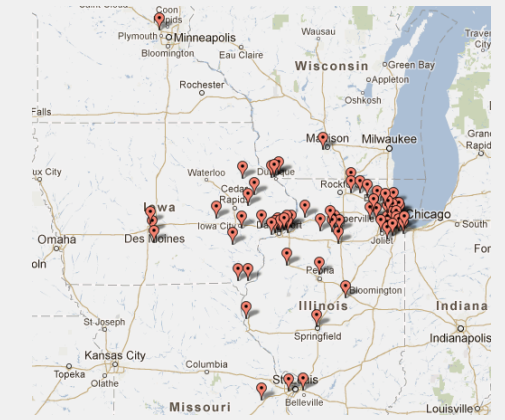


The academic preparation of our average freshman has increased over time...

2012 Freshmen ACT Distributions

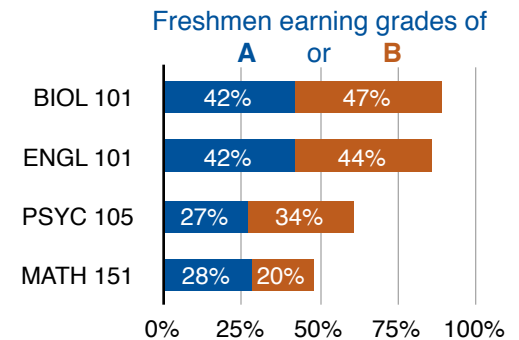
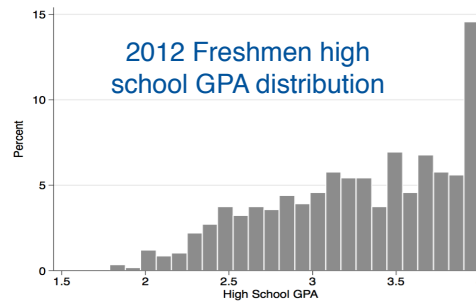
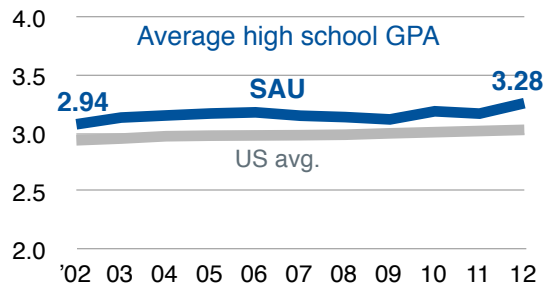


...but our students still have a wide range of academic backgrounds



Hometowns of declared COB majors

40+% of our freshmen earn GPAs above 3.00 at SAU



SAU Student Engagement

2001-12 NSSE Results
Response rates: 30%-38%
Margin of error +/- 4%

COMPONENT #1:

HOW ST. AMBROSE DEPLOYS ITS RESOURCES AND ORGANIZES LEARNING OPPORTUNITIES TO GET STUDENTS TO PARTICIPATE IN ACTIVITIES LINKED TO STUDENT LEARNING

90% of freshmen

rate the **quality of academic advising** as either good or excellent

83% of seniors

91% of freshmen

believe SAU **emphasizes spending significant amounts of time studying and on academic work**

80% of seniors

Freshmen who plan to...

89% -- complete **internship** or **clinical experience**

87% -- **community service** or **volunteer work**

62% -- participate in a **learning community**

49% -- **study abroad**

33% -- work on **research with faculty outside of class**

88% of freshmen

rate their **educational experience** at SAU as good or excellent

89% of seniors

COMPONENT #2:

THE AMOUNT OF TIME AND EFFORT STUDENTS PUT INTO THEIR STUDIES AND OTHER EDUCATIONALLY PURPOSEFUL ACTIVITIES

69% of freshmen

often **asked questions in class** or contributed to class discussions.

82% of seniors

17%

often come to class **without completing assignments**

55%

often **worked very hard** to meet expectations

65%

spend 10+ hrs/week **preparing for class**

48%

spend 10+ hrs/week **relaxing**

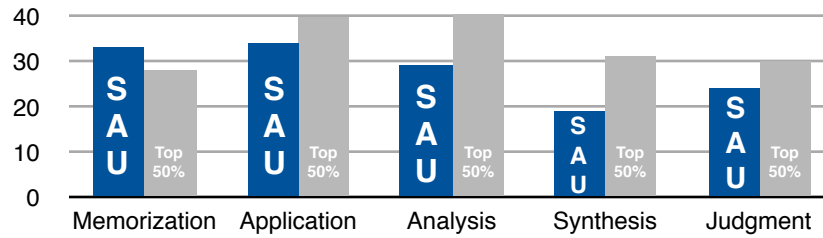
85% of freshmen

would probably or definitely **choose SAU again**, if they could start over again

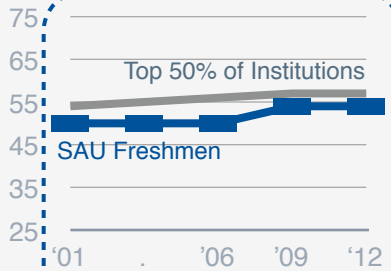
76% of seniors

BENCHMARKS OF EFFECTIVE EDUCATIONAL PRACTICE -- ST. AMBROSE VS. TOP 50%

Coursework very much emphasizes:

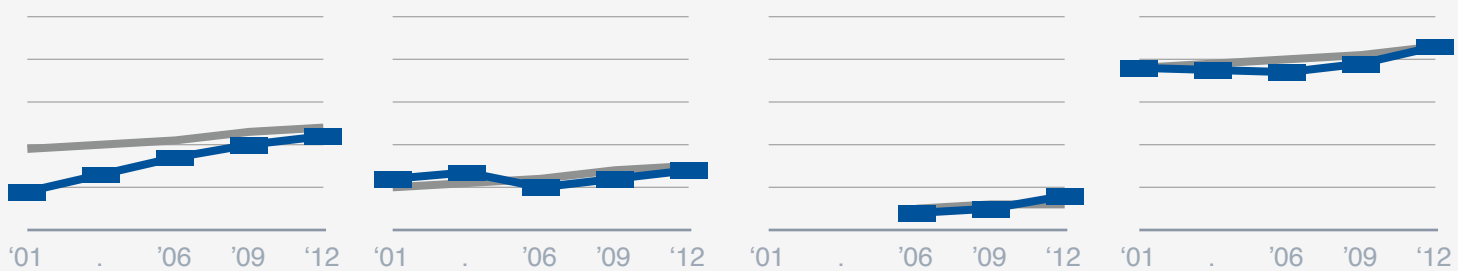


Nearly 90% of students believe SAU improved their critical thinking skills quite a bit or very much



Level of Academic Challenge

How challenging is your institution's intellectual and creative work?



Active & Collaborative Learning

Are students actively involved in learning, individually & working with others?

Student - Faculty Interaction

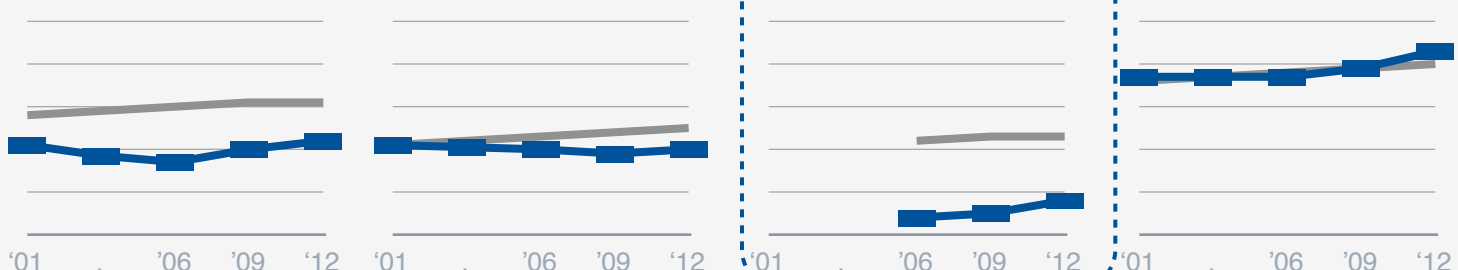
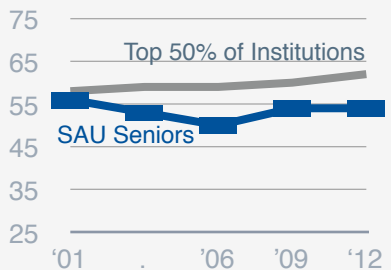
Do students work with faculty inside & outside the classroom?

Enriching Educational Experiences

Do students take advantage of complementary learning opportunities?

Supportive Campus Environment

Do students feel the institution is committed to their success?

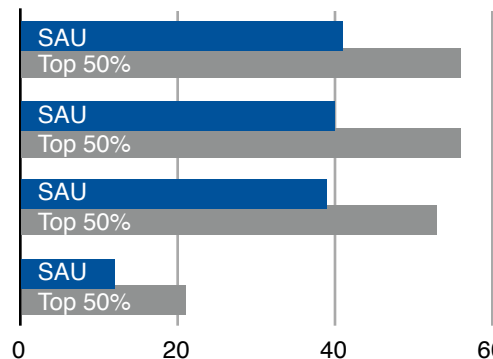


Campus often encourages contact among diverse students

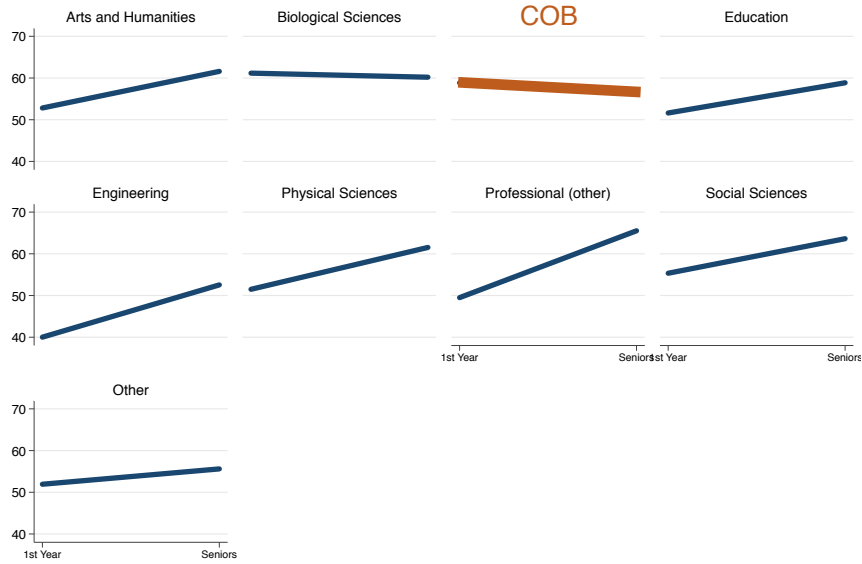
Often converse with students with different religious, political ideas

Often converse with students of a different race

10+ hours spent on co-curricular activities

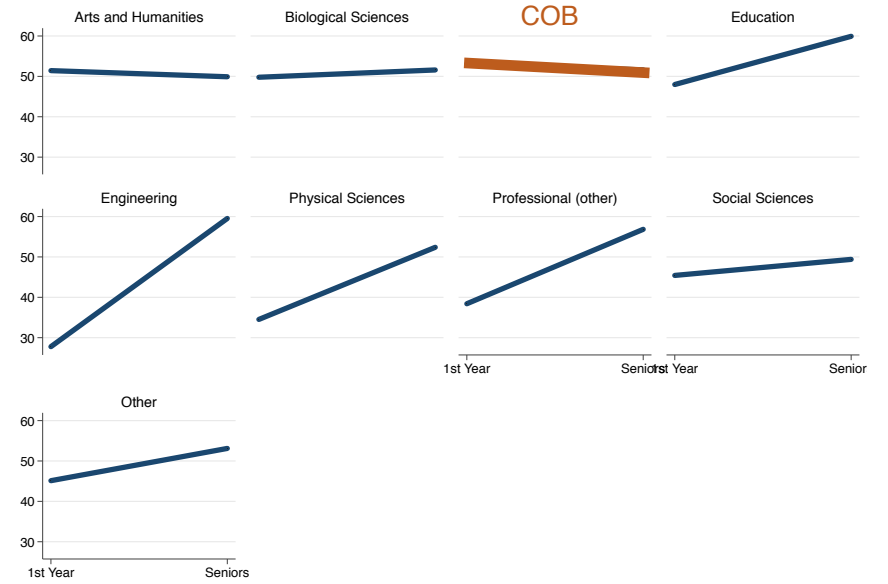


Increase in Academic Challenge (Freshmen-Seniors) by Major

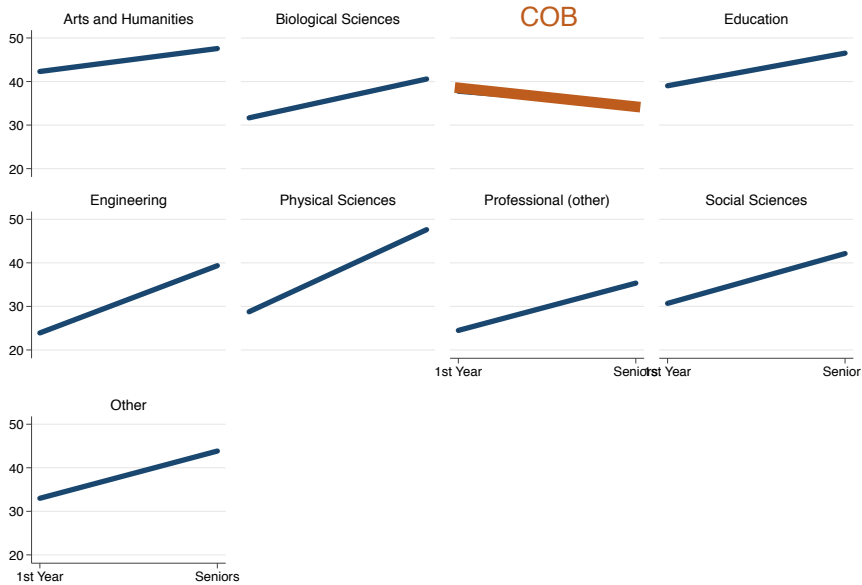


Institution reported: Class level

Growth in Active/Collaborative Learning



Enriching Educational Experiences - Freshmen-Seniors



Top-Left: In the College of Business, seniors report being less challenged than freshmen.

Top-Right: In the College of Business, seniors report being less engaged in active and collaborative learning than freshmen.

Bottom-Left: In the College of Business, seniors report being less engaged with enriching educational experiences (internships) than freshmen.